

# ALL-TERRAIN FORKLIFTS

Compact, powerful and versatile





**3,000 lb**

**4**

C150H



**4,000, 5,000, 7,000 lb**

**6**

C201H

C251H

C351H



**8,000, 11,000 lb**

**10**

C401H

C501H

**AUSAnow**

**12**

**Technical data**

**14**

**Dimensions**

**16**

**Equipment**

**18**

# ALL-TERRAIN FORKLIFT

## 3,000 lb

AUSA's most compact all-terrain forklift. With its 3,000 lb payload and extremely small size, it has outstanding handling and versatility.

It is ideal for labor-intensive work in the farming sector and in small-scale municipal works where small loads have to be moved.

The C150H is available with 4x4 and 4x2 drive, so there are options to meet every need.



**C150H 3,000 lb**  
**TRACTION** 4x2 / 4x4 COMPEN®  
**POWER** 24.8 hp **WIDTH** 51.2 in **TRANSMISSION** HYDROSTATIC



### FEATURED EQUIPMENT

**Tilting cab** for easy access to the engine and components. **Ergonomic joystick** that controls the movements of the mast and the transmission. **Hydrostatic transmission** to ensure smooth and safe operation for the user. **Spacious driver's cab** for comfortable and safe handling. **Rotating beacon** for increased visibility on the jobsite.

# ALL-TERRAIN FORKLIFTS

**4,000 - 5,000 - 7,000 lb**

The most advanced range of compact forklifts available on the market. These powerful and robust models are equipped with the latest technology to achieve the best off-road performance with minimal fuel consumption.

They are designed for medium-scale tasks in the construction and agricultural sectors, reaching their full potential on difficult terrains thanks to their sturdiness and high payload.

They also have a digital display in the driver's cab which provides all of the machine's real-time information, allowing you to run self-diagnostics without the need for any external tools.

## FEATURED EQUIPMENT

**Tilting cab** for easy access to the engine and components. **Ergonomic joystick** that controls the movements of the mast and the transmission. **Steering wheel with adjustable** height and reach, for optimum operator comfort and safety. **Digital screen** to access machine information and on board diagnostics. **Limited-slip differential** on the front axle, which transmits the necessary amount of power to each individual wheel. **ECO Mode** to automatically regulate the RPM to ensure low consumption and reduced maintenance costs. **Seat belt with a buckle sensor** and seat with presence sensor to prevent the machine from being used without following the minimum safety procedures. **Negative brake** which is automatically engaged when the engine is turned off.





**C201H 4,000 lb**  
TRACTION 4x2 / 4x4 FULLGRIP®  
POWER 24.8 hp WIDTH 59.8 in TRANSMISSION HYDROSTATIC



**C251H 5,000 lb**  
TRACTION 4x2 / 4x4 FULLGRIP®  
POWER 41.8 hp WIDTH 59.8 in TRANSMISSION HYDROSTATIC



**C351H 7,000 lb**  
TRACTION 4x4 FULLGRIP®  
POWER 41.8 hp WIDTH 70.1 in TRANSMISSION HYDROSTATIC

# ALL-TERRAIN FORKLIFTS

## 8,000 - 11,000 lb

The C401H and C501H are AUSA's all-terrain forklifts with the highest payload. Designed for large-scale work, especially in the construction sector and for moving large materials.

Its large payload contrasts with its small size, allowing it to maintain excellent maneuverability on difficult terrains.

They also have a digital display in the driver's cab which provides all of the machine's real-time information, allowing you to run self-diagnostics without the need for any external tools.



**C401H 8,000 lb**  
TRACTION 4x4 FULLGRIP®  
POWER 74 hp WIDTH 79.1 in TRANSMISSION HYDROSTATIC



**C501H 11,000 lb**  
TRACTION 4x4 FULLGRIP®  
POWER 74 hp WIDTH 79.1 in TRANSMISSION HYDROSTATIC

### FEATURED EQUIPMENT

**Tilting cab** for easy access to the engine and components. **Ergonomic joystick** that controls the movements of the mast and the transmission. **Steering wheel with adjustable** height and reach, for optimum operator comfort and safety. **Digital screen** to access machine information and on board diagnostics. **Limited-slip differential** on the front axle, which transmits the necessary amount of power to each individual wheel. **ECO Mode** to automatically regulate the RPM to ensure low consumption and reduced maintenance costs. **Seat belt with a buckle sensor and seat with presence sensor** to prevent the machine from being used without following the minimum safety procedures. **Negative brake** which is automatically engaged when the engine is turned off.



All AUSA forklifts can be equipped with AUSAnow, the software used to remotely control machines, providing you with all real-time information.



### Control your fleet of machines

From your office or with your mobile phone. Control all of your AUSA machines in real time. With AUSAnow you can anticipate any faults and maintenance, to reduce downtime.



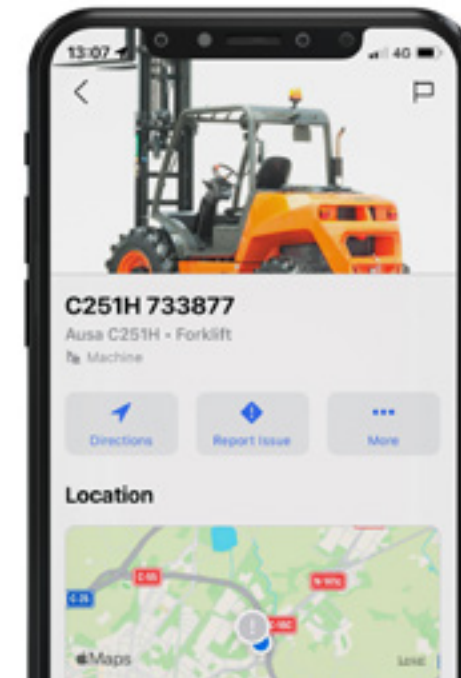
### Get information and make decisions

View or create your own personalized charts to obtain in-depth information about the operation of your machines and make decisions that are based on analytical information.



### Connect security alarms

Establish a schedule and security perimeter. If one of your machines is moved outside the established area, AUSAnow will alert you straight away so that you can deal with it.



### Data, data and more data

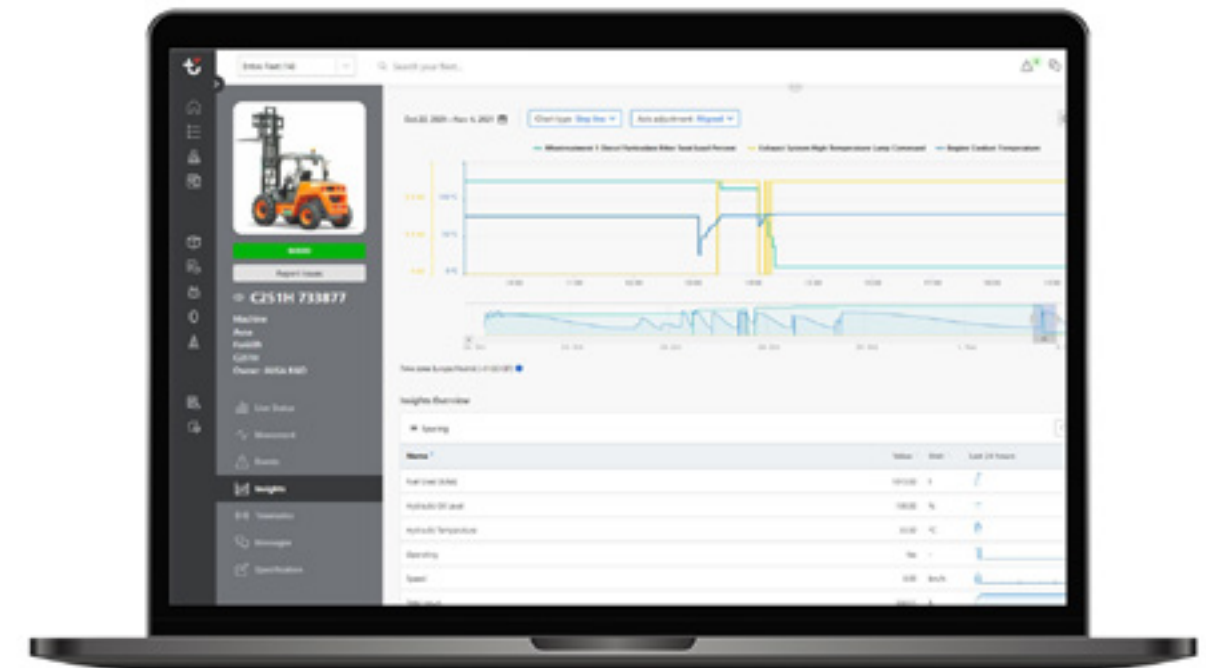
AUSAnow allows you to obtain advanced real-time information about your machine fleet. View advanced charts for customized time periods based on the parameters set by you.



### Reduce downtime

AUSAnow connects you to your dealer or rental company, so that any appropriate maintenance can be performed. If you have a problem, AUSAnow provides you with a direct channel of communication with your machine vendor, so that it can be resolved as quickly as possible.

- Preventive alerts
- Attach images



### Alarms for your peace of mind

Activate AUSA's recommended maintenance alerts and keep your machines in tip-top condition. And, for your security, you can program geofences and receive alerts if they go outside the established boundaries.

- Customise a schedule
- Set a perimeter

# TECHNICAL DATA

## TECHNICAL DATA

		C150H	C150Hx4	C201H	C201Hx4
<b>GENERAL</b>		<b>UNIT</b>			
Load capacity to 24"	lb	3,000		4,000	
Unladen weight *	lb	5,950		8,013	
Transmission	-	Hydrostatic			
<b>MAST</b>					
Fork carriage	-	FEM IIB		FEM IIB**	
Carriage width	mm	49.6		49.6/65.3	
<b>ENGINE</b>					
Make	-	KUBOTA		KUBOTA	
Model	-	V1505-E4B		D1703-M-DI-E4	
Power	hp	24.8		24.8	
Operating speed	rpm	2300		2200	
Torque	N-m	92,6@1700		97,4@1500	
No. cylinders	-	4		3	
Emissions	-	Tier 4		Tier 4	
Noise	dB(A)	103		104	
<b>DRIVING</b>					
Max. speed	mph	12.4		10.5	
Gradability	%	25		25	40
Traction	-	2WD	4WD Compen®	2WD	4WD FullGrip®
Front tires	-	10.0/75-15.3		10.0/75-15.3	
Rear tires	-	6.00-9	23x8.5-12	6.00-9	23x8.5-12
<b>HYDRAULIC SYSTEM</b>					
Hydraulic circuit	-	0.64-0.4 cu in. Two gear pump		1.1-0.5 cu in. Two gear pump	
Flow rate	gal/min	5.8		9.7	
Working pressure	psi	2,900		2,683	
<b>TANK CAPACITY</b>					
Fuel	gal	11.9		16.4	
Hydraulic	gal	10.5		13.5	
<b>BRAKES</b>					
Service	-	Sealed. Hydraulic drive		Sealed. Hydraulic drive	
Parking	-	Mechanical drive		Negative brake and electro-hydraulic release	

\* It may change due to optional equipment \*\* Height measure is different from ISO 2328 standard measure

	C251H	C251Hx4	C351Hx4	C401Hx4	C501Hx4
		5,000	7,000	8,000	11,000
	9,038	9,380	11,971	15,289	17,130
	Hydrostatic				
		FEM IIIB**		FEM IIIB**	FEM IVB**
		49.6/65.3		65.3	65.3
		KUBOTA		DEUTZ	
		V2403-CR E5B		TD 3.6	
		41.8		74	
		2200		1800	
		159,8@1600		340@1600	
		4		4	
		Tier 4		Tier 4f	
		104		104	
		12.4		12.4	
	25	38	35	35	
	2WD	4WD FullGrip®	4WD FullGrip®	4WD FullGrip®	
	12.5/80-18		16/70-20		18-19.5
	6.00-9	10.0/75-15.3	12-16.5	12-16.5	
	1.4-0.5 cu in. Two gear pump		1.8-0.9 cu in. Two gear pump		
	13.2	13.2		15.6	
	3,045	2,900		3,408	
	16.4	16.4		30.9	
	13.5	13.5		30.1	
	Sealed. Hydraulic drive				
	Negative brake and electro-hydraulic release				



# DIMENSIONS

## DIMENSIONS

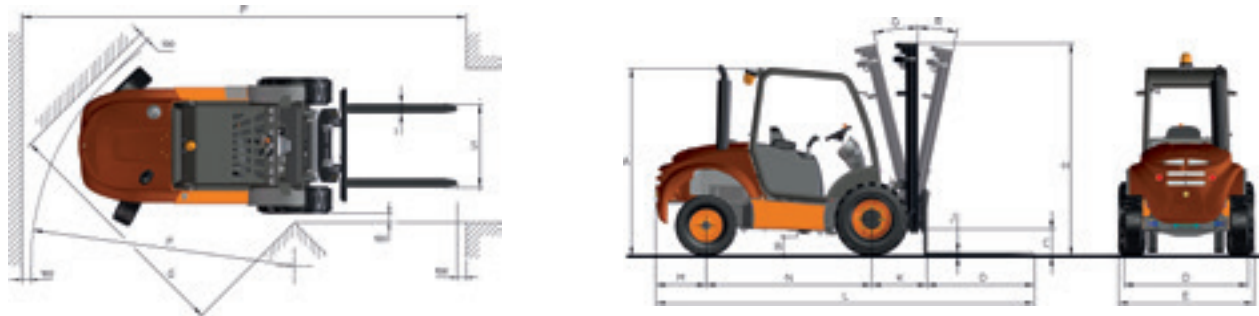
DIMENSIONS	(ft)	H - RETRACTED MAST HEIGHT (in)						EXTENDED MAST HEIGHT (in)					
		Maximum lift	C 150 H C 150 Hx4	C 201 H C 201 Hx4	C 251 H C 251 Hx4	C 351 Hx4	C 401 Hx4	C 501 Hx4	C 150 H C 150 Hx4	C 201 H C 201 Hx4	C 251 H C 251 Hx4	C 351 Hx4	C 401 Hx4
Duplex mast	8.73	<b>80.2</b>	-	-	-	-	-	<b>129.3</b>	-	-	-	-	-
Duplex mast	10.83	-	<b>94.9</b>	<b>96.9</b>	<b>105.1</b>	-	-	-	<b>164.0</b>	<b>165.9</b>	<b>179.9</b>	-	-
Duplex mast	12.14	-	-	-	-	<b>109.0</b>	<b>109.0</b>	-	-	-	-	<b>181.2</b>	<b>181.2</b>
Triplex mast	12.14	-	81.5	83.5	83.9	-	-	-	181.7	183.7	195.7	-	-
Triplex mast	13.12	77.8	-	-	-	-	-	183.9	-	-	-	-	-
Triplex mast	13.94	-	-	-	-	93.2	93.2	-	-	-	-	207.8	207.8
Triplex mast	14.11	-	87.8	90.6	-	-	-	-	206.7	208.7	-	-	-
Triplex mast	17.72	-	102.8	105.7	106.3	-	-	-	260.6	250.8	262.6	-	-
Triplex mast	17.88	-	-	-	-	109.0	109.0	-	-	-	-	255.0	255.0

Standard masts in bold

FREE LIFT (in)	LOAD AT MAXIMUM HEIGHT (lb) ALL-TERRAIN USE														
	C 150 H C 150 Hx4	C 201 H C 201 Hx4	C 251 H C 251 Hx4	C 351 Hx4	C 401 Hx4	C 501 Hx4	C 150 H C 150 Hx4	C 201 H C 201 Hx4 Standard axle	C 201 H C 201 Hx4 Wide axle	C 251 H C 251 Hx4 Standard axle	C 251 H C 251 Hx4 Wide axle	C 351 Hx4 Standard axle	C 351 Hx4 Wide axle	C 401 Hx4	C 501 Hx4
<b>0</b>	-	-	-	-	-	-	<b>3,000</b>	-	-	-	-	-	-	-	-
-	<b>4.7</b>	<b>4.7</b>	<b>4.7</b>	-	-	-	-	<b>4,000</b>	-	<b>5,000</b>	-	<b>7,000</b>	-	-	-
-	-	-	-	<b>3.9</b>	<b>3.9</b>	-	-	-	-	-	-	-	-	<b>8,000</b>	<b>11,000</b>
-	44.5	44.5	47.2	-	-	-	-	4,000	-	3,500	-	7,000	-	-	-
53.5	-	-	-	-	-	-	2,350	-	-	-	-	-	-	-	-
-	-	-	-	54.8	54.8	-	-	-	-	-	-	-	-	-	9,350
-	52.4	52.4	-	-	-	-	-	-	4,000	-	4,350	-	-	-	-
-	66.1	66.1	66.1	-	-	-	-	-	2,545	-	3,000	-	2,850	-	-
-	-	-	-	70.6	70.6	-	-	-	-	-	-	-	-	-	5,500

Machines with wide axles for high-lift masts

### C 150 H



C150H

C150Hx4

C201H

C201Hx4

DIMENSIONS (in)	C150H	C150Hx4	C201H	C201Hx4
A	78.7	80.3	82.3	82.3
B	8.3	9.4	8.3	8.3
C	8.5	8.1	12.2	12.2
D	48.3	49.1	54.7	58.7
E	51.2	51.2	59.8	59.8
E*	51.2	51.2	70.1	70.1
F	101.2	157.5	118.9	158.3
G	95.3	98.4	109.4	112.2
I	3.9	3.9	3.9	3.9
J	1.4	1.4	1.6	1.6
K	20.1	20.1	25.6	25.6
L	142.9	142.9	172.4	172.4
M	16.7	15.4	22.8	22.8
N	67.3	68.5	76.8	76.8
O	39.4	39.4	47.2	47.2
P	168.5	224.8	199.6	243.3
S	49.6	49.6	49.6	49.6
S**	-	-	63.0	63.0

DIMENSIONS (°)	C150H	C150Hx4	C201H	C201Hx4
Q	11	11	11	11
R	12	12	12	12

### C 201 - 251 - 351 - 501 H



C251H

C251Hx4

C351Hx4

C401Hx4

C501Hx4

DIMENSIONS (in)	C251H	C251Hx4	C351Hx4	C401Hx4	C501Hx4
A	84.3	84.6	86.2	92.5	92.5
B	10.6	10.8	12.6	11.0	11.0
C	14.2	13.1	14.8	11.4	11.4
D	54.7	60.9	64.8	69.3	69.3
E	59.8	59.8	70.1	79.1	79.1
E*	70.1	70.1	80.7	79.1	79.1
F	118.9	162.2	171.3	173.6	173.6
G	109.4	113.8	121.7	126.4	126.4
I	5.1	5.1	4.7	4.7	4.7
J	1.8	1.8	2.0	2.0	2.0
K	25.6	25.6	28.0	28.3	28.3
L	172.6	172.6	178.7	181.5	181.5
M	23.0	23.0	24.2	25.2	25.2
N	76.8	76.8	79.5	80.7	80.7
O	47.2	47.2	47.2	47.2	47.2
P	200.8	252.0	261.6	253.1	253.1
S	49.6	49.6	51.6	65.4	65.4
S**	63.0	63.0	67.3	-	-

DIMENSIONS (°)	C251H	C251Hx4	C351Hx4	C401Hx4	C501Hx4
Q	11	11	11	11	11
R	12	12	12	12	12

\* Measured with high-lift mast installed \*\* Measured for wide axle carriage

# EQUIPMENT

	C150H C150HX4	C201H C201HX4	C251H C251HX4	C351HX4	C401HX4	C501HX4
<b>DRIVING POSITION</b>						
Tilting cab with assisted lift	●	●	●	●	●	●
Open cab	●	●	●	●	●	●
Semi-closed cab with front, rear and upper windshields	○	○	○	○	○	○
Closed cab with heating	○	○	○	○	○	○
Closed cab with heating and air conditioning			○	○	○	○
Open ROPS cab			○	○		
Semi-closed ROPS cab with front, rear and upper windshields			○	○		
Closed ROPS cab with heating			○	○		
Closed ROPS cab with heating and air conditioning			○	○		
<b>MASTS</b>						
8.73 ft duplex mast	●					
10.83 ft duplex mast		●	●	●		
12.14 ft duplex mast					●	●
12.14 ft triplex mast		○	○	○		
13.12 ft triplex mast	○					
13.94 ft triplex mast					○	○
14.11 ft triplex mast with wide shaft		○	○			
17.72 ft triplex mast with wide shaft		○	○	○		
17.88 ft triplex mast					○	○
<b>SAFETY</b>						
Seat belt with fasten sensor		●	●	●	●	●
Seat with operator's presence sensor		●	●	●	●	●
Rotating beacon	●					
LED rotating beacon		●	●	●	●	●
Acoustic warning for reverse gear	●	●	●	●	●	●
Emergency stop	○	●	●	●	●	●
Hill Holder - hill-start assist			●	●	●	●
Negative brake		●	●	●	●	●
Joystick lock					○	○
Exhaust spark arrestor	○					
<b>LIGHTING AND DRIVING</b>						
Road lights	○					
Road lights with LED daylight		○	○	○	○	○
Blue spot work lights			○	○	○	○
Front and rear working lights	○					
Front and rear LED working lights		○	○	○	○	○
Rear-view mirrors	●	●	●	●	●	●
Fast reverse speed	○					
<b>COMFORT</b>						
Extra comfort seat, fully adjustable	○	○	○	○	○	○
Adjustable ergonomic seat	●					
Steering wheel with adjustable tilt and reach		●	●	●	●	●
All-in-one joystick	●	●	●	●	●	●
Armrest	●	●	●	●	●	●

	C150H C150HX4	C201H C201HX4	C251H C251HX4	C351HX4	C401HX4	C501HX4
<b>ADVANCED EQUIPMENT</b>						
Hydrostatic transmission	●	●	●	●	●	●
Second-generation FullGrip® (4x4)		●	●	●	●	●
Limited-slip differential on the front axle		●	●	●	●	●
Inching pedal	●	●	●	●	●	●
ECO Mode system			●	●	●	●
Digital display		●	●	●	●	●
AUSAnow fleet manager	○	○	○	○	○	○
<b>FORKS</b>						
39.37 in forks	●					
47.24 in forks	○	●	●	●	●	●
95.98 in forks			○			
49.6 in type FEM II fork carriage	●	●	●			
49.6 in type FEM III fork carriage				●	●	
65.35 in type FEM IV fork carriage						●
47.2 in load rest	○					
49.6 in load rest		○	○	○		
65.35 in load rest		○	○	○	○	○
Built-in side shifter	●	●	●	●	●	●
<b>IMPLEMENTS</b>						
105.6 gal shovel			○			
110.9 gal shovel	○					
158.5 gal shovel			○			
211.3 gal shovel				○		
264.2 gal shovel				○		
<b>ACCESSORIES</b>						
4th valve for two-way action control	○	○	○	○	○	○
Load absorber	○	○	○	○		
Reverse gear acoustic warning disable switch	○	○	○	○	○	○
Car radio		○	○	○	○	○
Waterproof document holder	○	○	○	○	○	○
Water separator diesel filter	○	○	●	●		
Air filter with cyclone pre-filter	○	○	○	○	○	○
Biodegradable hydraulic oil	○		○			
<b>TIRES</b>						
520/50R17 front and 31x15.5-15 rear flotation tires			○			
<b>PARTS</b>						
Standard front and rear spare wheels	○	○	○	○	○	○
1,000 h maintenance kit	○	○	○	○	○	○

● Standard ○ Optional

**AUSA US CORP**  
**9481 Industrial Center Dr, Unit 3,**  
**Ladson, SC 29456**  
**USA**  
**Tel. (843) 202 0387**  
**[ausa.us@ausa.com](mailto:ausa.us@ausa.com)**  
**[www.ausa.com](http://www.ausa.com)**

AUSA Center: +34 93 874 7311 - [ausa@ausa.com](mailto:ausa@ausa.com)  
AUSA Spain: +34 91 669 00 06 [ausa.madrid@ausa.com](mailto:ausa.madrid@ausa.com)  
AUSA France: +33 (0) 4 68 54 38 97 - [ausa.france@ausa.com](mailto:ausa.france@ausa.com)  
AUSA U.K.: +44 (0)7703 60 9009 - [ausa.uk@ausa.com](mailto:ausa.uk@ausa.com)  
AUSA Central Europe: +49 2384 9415725 - [kontakt@ausa.com](mailto:kontakt@ausa.com)  
AUSA U.S.: +1 (310) 426 2305 - [ausa.us@ausa.com](mailto:ausa.us@ausa.com)  
AUSA CHINA: +86 10 8598 7386 - [ausa.china@ausa.com](mailto:ausa.china@ausa.com)

MKCAT.FK.US.EN01

Distributor's stamp



[www.ausa.com](http://www.ausa.com)